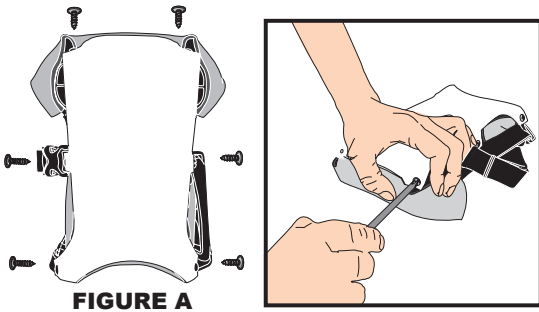
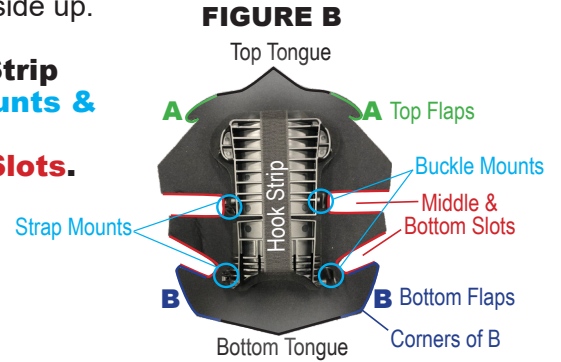



**1** Remove Rubber Boot by unscrewing the 6 screws shown in Figure A. Remove old liner.



**2** Lay new liner down black side up. Center frame as **FIGURE B** (Cushion side down/ **Hook Strip** side up) so that **Buckle Mounts & Strap Mounts** align with **Middle Slots & Bottom Slots**.



**3** Attach the **4 flaps** of liner to the **Hook Strip** at the center of the frame. Tuck liner underneath straps (if needed).



**4a** Tuck **Top Flaps A** between top of frame & Cushion Insert.



**4b** Push liner down over width of Cushion Insert.



**4c** Tightly fold **Top Tongue** of liner to the top of **Hook Strip** at the center of the frame.



**5a** Tuck **Bottom Flaps B** between bottom of frame & Cushion Insert.




**5b** Position **Corners of B** with edge of Cushion Insert (frame-side).



**5c** Push liner down over width of Cushion Insert.



**5d** Tightly fold **Bottom Tongue** of liner to the bottom of **Hook Strip** at the center of the frame.



**6** Reattach Rubber Boot with screws.

